



PetExec 3.6 Feature List

Summary of the top 5 features:

- 1. Boarding eScorecards** – Click here for an [Overview of Boarding eScorecards](#)
 - Customizable electronic Boarding eScorecards
 - Electronically update and track info within PetExec for feeding, meds, elimination other customizable fields.
 - Add up to 10 custom fields to track information important to you and your two-legged customers. For example, add a section for well check, water intake, or sleep update to your eScorecard.
 - Change/add/delete default statuses, icons, and colors provided with the release.
 - Easily update details by pet or for all pets for each day of the boarding stay.
- 2. Owner/Pet Advisory Changes** - Click for Details on how to [“Maintain Owner Advisories”](#) & [“Maintain Pet Advisories”](#)
 - Added the ability to add custom icons to pet and owner advisories. Packmates can select the icons and the colors and choose to show individual icons throughout the system.
 - Owner can now be assigned multiple owner advisories.
- 3. Daycare & Daycare Package Changes** – Click here for an overview of document on [Modifying your daycare and daycare packages to utilize the “smart daycare features”](#)
 - Enhanced the functionality to automatically change the daycare service at checkout based on how long a pet stays for daycare. We already offered the ability to switch to the next highest priced service, but now also offer the ability to define which service should be chosen based on the service the pet is signed in to. (i.e. if a pet is signed in to half-day additional dog, they can now automatically be switched to full-day additional dog)
 - Added the ability to select which services can be used with which packages. (i.e. Half day packages can only be used with half day daycare services.)
 - Added the ability to have half and full daycare packages. These new combo packages will deduct a half use for half day daycare services and 1 use for full day daycare services.
- 4. Restrict employee login by IP Address** – Click here for details on [Maintain Allowed IPs](#)
 - Provides the option to prevent employees from logging in when not on site. They can only login from the public IP address associated with the business internet connection/wifi.
- 5. Customize Boarding Status Colors** – Click here for details on [Boarding Status Colors](#)
 - Added the ability to customize the Boarding Calendar, for both the admin and owner portals, and the Boarding Status colors based on boarding status and/or boarding product.

[Return to Table of Contents](#)

Additional Features (These changes are in addition to top 5 described above)

Application Preferences

1. 5 new application preferences included in PetExec 3.6:
 - Enable First Time Boarding Icon
 - Boarding Calendar – Default Color
 - Show Completed Training Classes
 - Enable Custom Owner Advisories
 - Enable Custom Pet Advisories
2. Changes made to the behavior of two Daycare Application Preferences.
 - Enable Automatic Daycare
 - Automatically Select Package

Click to see a complete list of [PetExec 3.6 Application Preference Additions and Modifications](#).

Boarding

3. Added “First Time Boarder” icon and application preference. When selected, PetExec will display a “B” icon on the boarding screens to indicate a pet who does not have a previous active boarding appointment in PetExec.
4. Pre-checkout confirmation will show pet names to identify by pet if you want to pick and choose which line items to include in checkout. Pet names now show for all service type on pre-checkout confirmation. Boarding services were the only ones not showing.


Daycare

5. Added option on Daycare Quick Check-in to select the daycare product/service at sign in, rather than signing in with default/scheduled product/service.

Group Training

6. Added “Show Completed Training Classes” application preference. Allows packmates to choose the length of time completed training classes will remain on the group training dashboard.



Owner/Pet

7. Added  icon for pets that have “Neutered State” of “Unknown” and “Unaltered”. The red icon will display throughout system. There is no application preference to enable/disable.
8. Owner note logging when note is added or deleted. Note details are not logged.


Owner Portal/Mobile App

9. Owner portal allows username changes.

Play Areas

10. Show the custom boarding icon () in play areas/play area manager when a boarding is custom. Removed the boarding icon () indicator from all pets with non-custom boardings.

[Return to Table of Contents](#)

Removed the red outline for unaltered/unknown pets, will display the new unaltered/unknown icon  instead.

Product/Service

11. Added "Non-Expiring" as an option to all packages (daycare, boarding, other).
12. Added "Text color for highlight" to product/services. Gives more flexibility to see the text on top of various highlight colors.
13. Added ability to search by service type on maintain products/services screen.
14. Added "Modify Product Details" menu option/screen to easily manage daycare and daycare package product/services.

Reports

15. Owner Activity Report - New report for owner activity in the owner portal and mobile app. See which owners are active in the portal/mobile app and what actions they took. Menu→Reports→Owner and Pet Reports→Owner Activity Report.
16. Timecard Payroll Report -Added additional data in the Timecard payroll Report spreadsheet download. Additional worksheets include sign in/out comments, notes and logs.
17. Statistics report – Added button at bottom of page to show Owner Payments. Gives greater visibility to owner payments in the statistics report.

Scheduled Services

18. Added a "Synopsis" dynamic replacement value to the scheduled service request and scheduled service request confirmation email that summarizes the details of the request based on scheduling for days during date range, multiple services, and multiple pets.

New Menu Options: These options need to be added to the employee types to be visible in the PetExec system. Click for details on [adding these menu options to your employee type](#).

Click to see the documentation for each of these new menu options:

1. [Company Preferences→Boarding Settings→Boarding Status Colors](#)
2. [Company Preferences→Boarding Settings→Boarding eScorecard Options](#)
3. [Company Preferences→Misc. Settings→User Defined Options](#)
4. [Company Preferences→Utilities→Maintain Allowed IPs](#)
5. [Company Preferences→Utilities→Rebuild Daycare Packages](#)
6. [Reports→Owner & Pet Reports→Owner Activity Report](#)
7. [Daycare & Boarding→Boarding eScorecard To-Do](#)
8. [Products & Services→Modify Product Details](#)

[Return to Table of Contents](#)